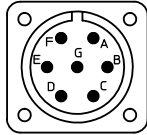


Code ST16	Project A33	Release A	Title TECHNICAL DATASHEET
---------------------	-----------------------	---------------------	-------------------------------------

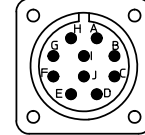
CONNECTORS AND ELECTRICAL CONNECTIONS

CE (7 CORES)



VOL 7 PIN/M

CF (10 CORES)



VOL 10 PIN/M

PIN	CONNECTIONS										
	1	2	3	4	5	6	7	8	9	10	11
A	A	0V	A	0V	0V	A	0V	A	0V	0V	0V
B	B	⊥	B	⊥	V+	---	V+	B	V+	---	---
C	Z	A	VA	B	A	B	A	VB	A	A	A
D	V+	Z	V+	Z	B	⊥	B	0V	B	---	Z
E	---	B	VB	A	VA	Z	⊥	V+	⊥	B	B
F	0V	V+	0V	V+	VB	0V	---	Z	---	V+	V+
G	⊥	---	⊥	---	Z	V+	Z	VA	VZ	⊥	⊥
CASE					⊥			⊥			

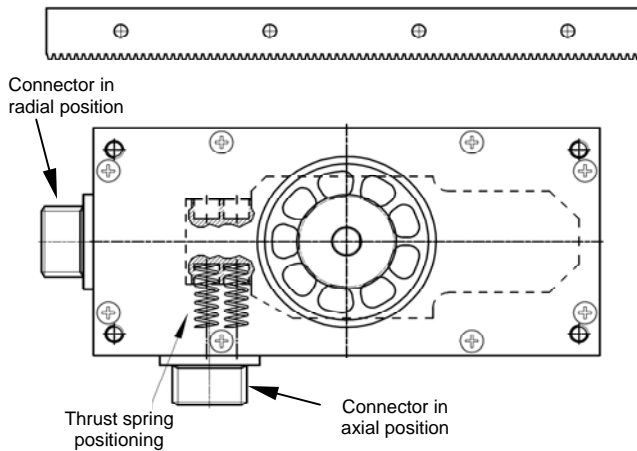
PIN	CONNECTIONS											
	1	2 ^{*1}	3	4	5 ^{*2}	6	7	8	9	10	11	12
A	0V	A	0V	A	0V	A	0V	0V	A	A	A	VA
B	⊥	B	---	B	---	VA	V+	B	---	B	B	A
C	A	Z	A	Z	A	B	A	A	B	VA	Z	VB
D	Z	V+	Z	V+	Z	VB	B	Z	---	V+	V+	B
E	B	V+	B	---	B	Z	VA	---	Z	VB	---	VZ
F	V+	0V	V+	0V	V+	VZ	VB	V+	---	0V	0V	Z
G	VA	VA	VA	VA	VA	⊥	Z	VB	---	⊥	⊥	⊥
H	VZ	VB	VZ	VB	VZ	---	VZ	VA	⊥	---	VA	
I	---	VZ	VB	VZ	VB	0V	⊥	VZ	0V	---	VB	0V
J	VB	⊥	⊥	⊥	⊥	V+	---	⊥	V+	---	VZ	+V

*1 Internal connection between Pin 'E' and Pin 'D'.

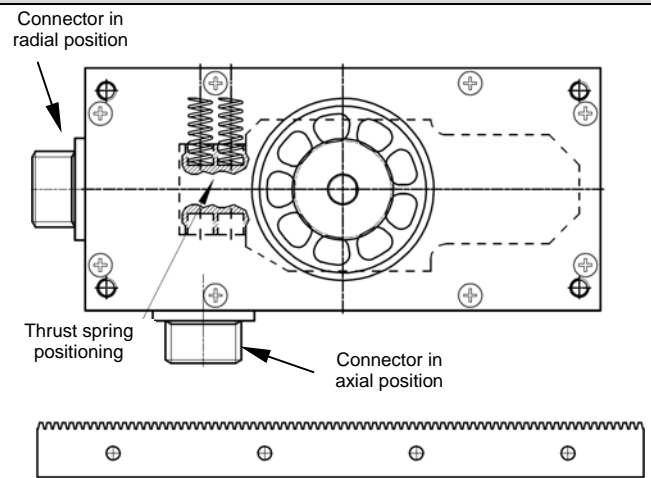
*2 With series protection diode (type 1N4004 or 1N4007) between Pin 'B' and Pin 'F'.

CONFIGURATIONS

LEFT



RIGHT



DIMENSIONS AND RECOMMENDED FIXING

